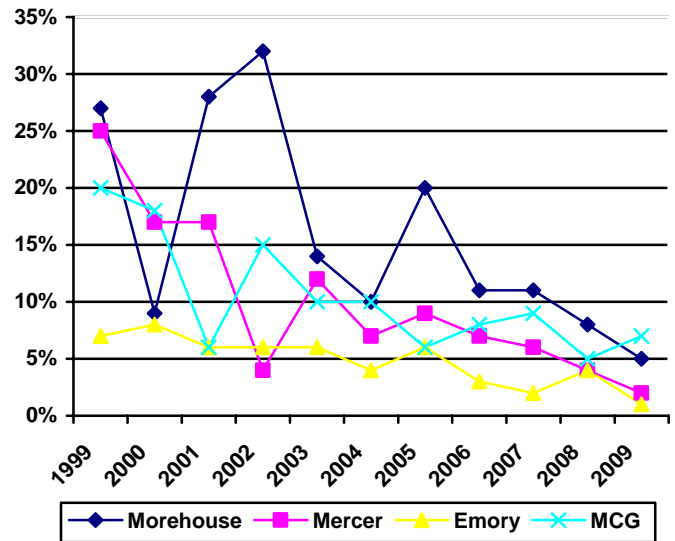
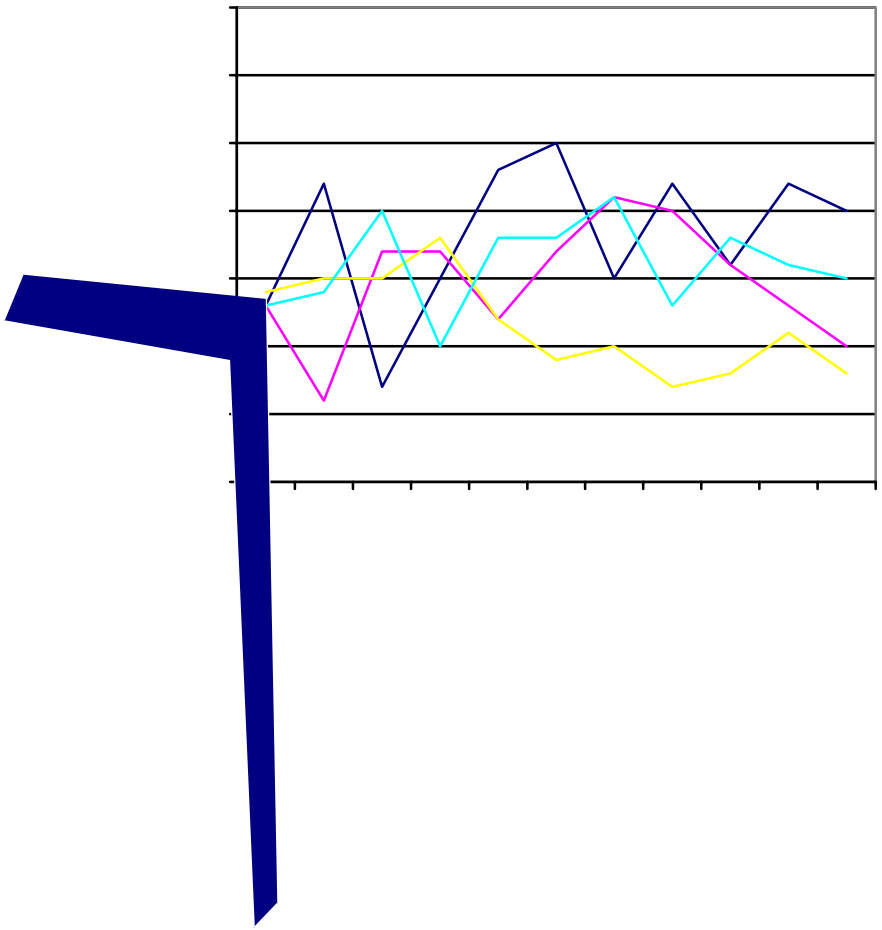


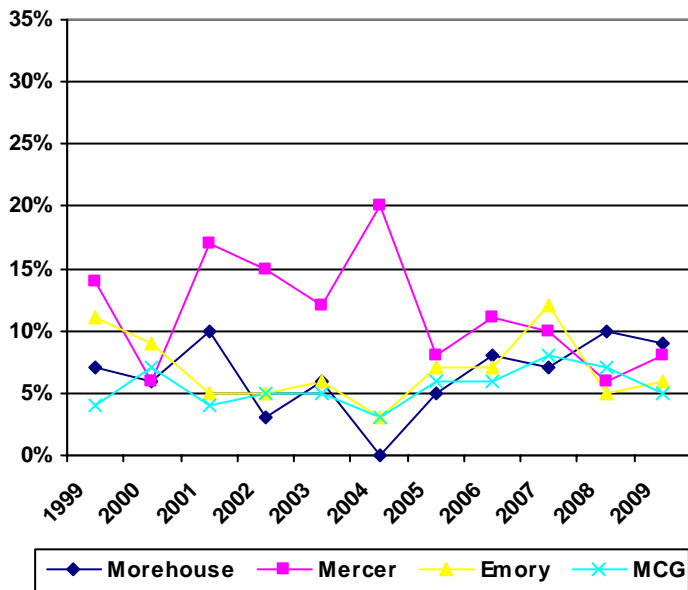
According to surveys conducted by the Georgia Board for Physician Workforce (GBPW), medical students tend to make the decision about what specialty to pursue during their 3<sup>rd</sup> year of medical school. This fact sheet examines trends in the percentage of medical school graduates entering family medicine, internal medicine, pediatrics, obstetrics/gynecology, and general surgery.





## General Surgery

Medical School Graduates Entering General Surgery 1999 - 2009



The rate of Georgia medical school graduates entering general surgery has decreased slightly from an average of 9% in 1999 (for all schools combined) to an average of 7% in 2009.

Morehouse, Emory, and MCG fell to their lowest percentage of graduates entering general surgery in 2004. However, Mercer had its highest rate in 2004 when 20% of graduates entering general surgery residency programs.

Morehouse had no graduates enter general surgery in 2004 and reached the highest percentage of 10% in 2008.

Mercer's rate of graduates entering general surgery ranged from a low of 6% to a high of 20%.

Emory's rate ranged from a low of 3% to a high of 12% and MCG's rate was between 4% and 8% each year (with the exception of 2004 when the rate dropped to 3%).

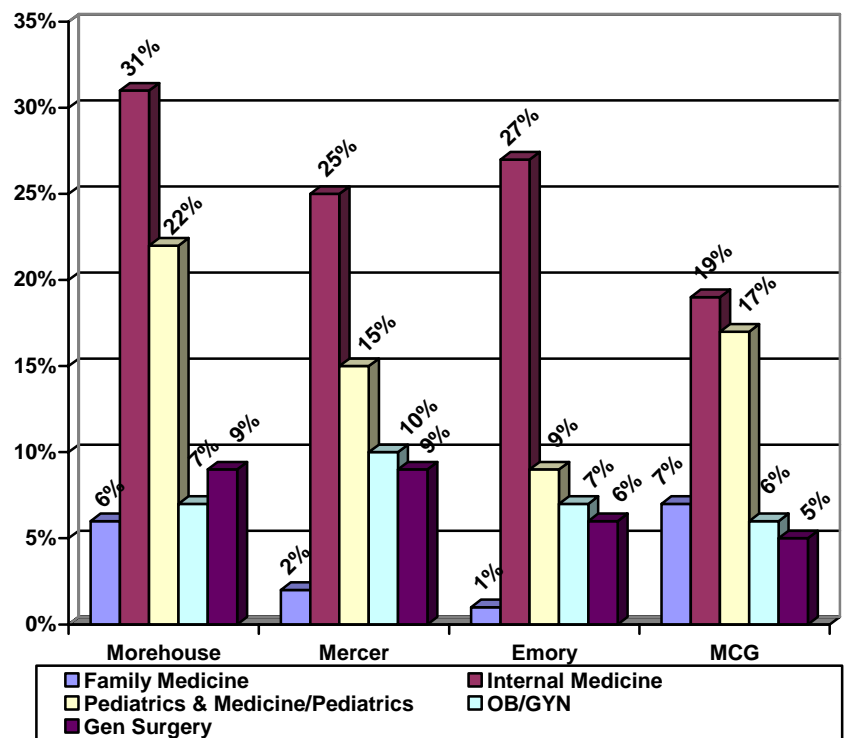
## Summary - 2009 Graduates Entering Core Specialties

First year residency selections for the most recent graduating class of medical students indicate internal medicine is the most popular primary care/core specialty, followed by pediatrics, OB/GYN, general surgery and family medicine.

Morehouse and Mercer have maintained a primary care-oriented focus since their inception in the early 1980's. Accordingly, these two medical schools have the highest percentage of graduates entering primary care or core specialty residency programs.

In 2009, 75% of Morehouse graduates entered core specialty residency programs. Mercer's rate was 61%, Emory's rate was 50% and MCG's rate was 54%.

Medical School Graduates Entering Core Specialties - 2009 Graduating Class



\* Data is provided by the medical schools after the NRMP Match results are announced in March of each year. Information provided to the GBPW denotes medical specialty for the graduates' first year of residency. Graduates were not counted under Internal Medicine if a preliminary year was noted and/or if the graduate had already matched to a second year sub-specialty residency program (e.g., Radiology).